

ALLDAY
& MILLER



Deane Way, Ruislip, HA4 8SX
£1,075,000

 4  2  1  D



Deane Way, Ruislip, HA4 8SX

£1,075,000

- Semi Detached Family Home
- Two Bathrooms
- Stunning Condition
- Highly Sought After Road
- Potential To Extend Further (STPP)
- Four Bedrooms
- Open Plan Kitchen Diner
- Large Private Rear Garden
- Catchment Area For Excellent Schools
- Walking Distance To Met/Piccadilly Line

Description

This well-presented home, maintained in good condition throughout, offers bright and versatile accommodation ideal for modern family living.

The property briefly comprises a bright and airy reception room, creating a welcoming space to relax and entertain. To the rear is a fitted kitchen/dining room featuring bi-fold doors that open onto the garden, allowing plenty of natural light and providing a seamless connection between indoor and outdoor living. The ground floor also benefits from a downstairs bedroom and a bathroom.

To the first floor, there are three well-proportioned bedrooms, along with a family bathroom and a separate WC.


Externally, the property boasts a front driveway providing off-road parking. To the rear is a private garden, offering a pleasant outdoor space perfect for outdoor entertainment.

Situation

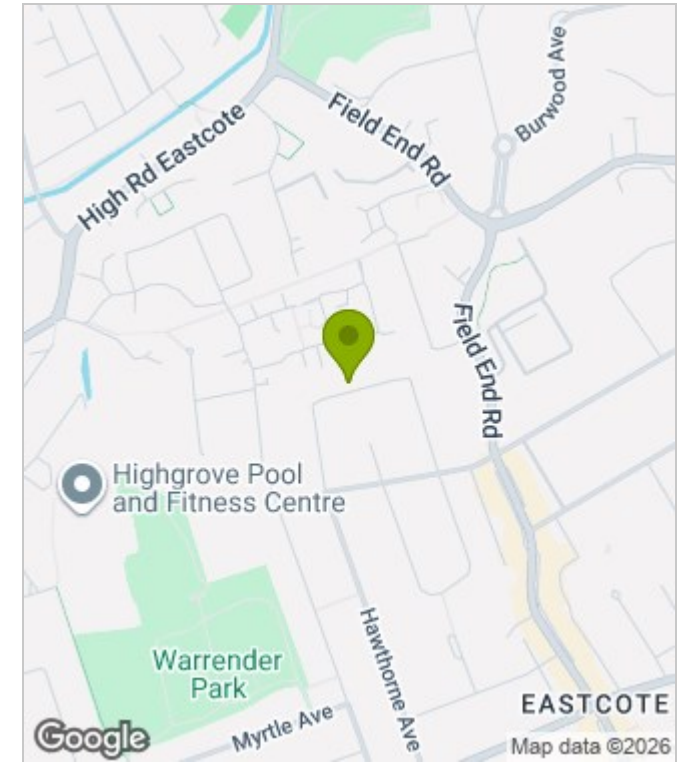
Situated on the popular Deane Way in Ruislip this location offers a fantastic balance of peaceful residential living with excellent local amenities and transport links. The property is within easy reach of Eastcote Station (Metropolitan and Piccadilly lines), providing convenient access into Central London. Families are particularly well served by a selection of nearby schools including Coteford Infant School, Coteford Junior School, and Warrender Primary School, with Bishop Ramsey Church of England School also close by for secondary education. The property is also a short distance from the vibrant Ruislip High Street, offering a wide range of shops, cafés, restaurants, and everyday conveniences, along with nearby green spaces and parks that are perfect for leisure and outdoor activities.



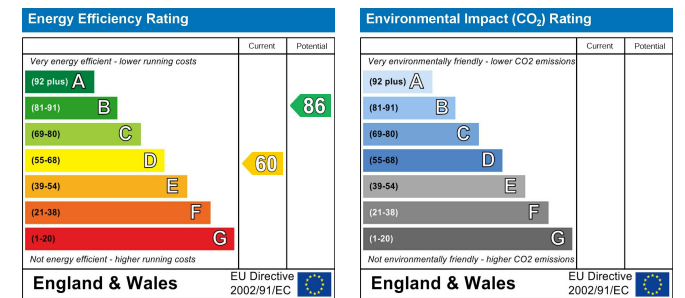
Floor Plans



Area Map



Energy Performance Graph



These particulars, whilst believed to be accurate are set out as a general outline only for guidance and do not constitute any part of an offer or contract. Intending purchasers should not rely on them as statements of representation of fact, but must satisfy themselves by inspection or otherwise as to their accuracy. No person in this firm's employment has the authority to make or give any representation or warranty in respect of the property.